

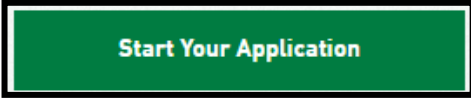


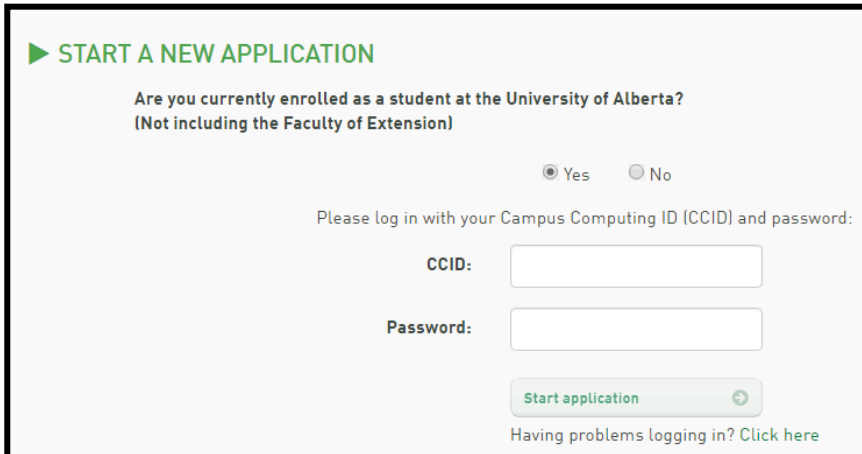



How to Transfer Programs

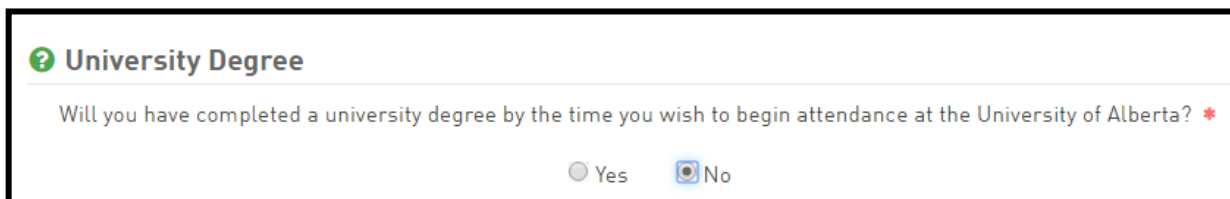
Applies to students who are transferring *into* the Faculty of Science
OR transferring to a different program *within* the Faculty of Science.


DEADLINE: **March 1st** to start in September of the same year

1. Go to www.ualberta.ca and click on 
2. Our Programs – **Undergraduate** – click on 
3. Under **HOW TO APPLY** click on 
4. Click on  and then click **“Yes”** when it asks if you are a current UofA student
5. Enter your **CCID** and **Password** and click 



6. Fill out all of your personal information (fields with a **red *** are required). Click  at the bottom.
7. Fill in your Academic History.
 - a. Fill in the **“Previous and Current Secondary Education (High School)”** and **“Secondary Education (High School)”** sections.
 - b. Under **“Post-secondary Education”** select **“Yes”** for the question “Have you attended, or are you currently attending, a post-secondary institution?”
 - c. Under **“University Degree”** select **“No”**. If you are applying for an **After Degree**, then select **“Yes”**.



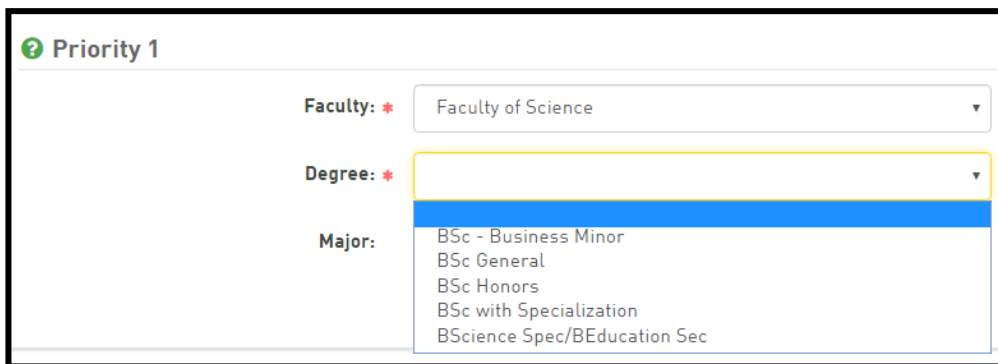
- d. Under “**English Language Proficiency**” select “**Number of Year(s)**” from the drop down menu.
- e. Click  at the bottom.


- 8. Select the term you want to begin your new program. **Note – if you are currently attending Winter term, you must select September of the same year.** Click  at the bottom right of the window.




- 9. Select your Intended Status
 - a. **Degree or Diploma Student** – Select this if you are transferring into a degree program in the Faculty of Science. This included After-degrees.

- 10. You will only be able to apply to **one program**.
 - a. Under Faculty, choose **Faculty of Science** from the drop down menu.
 - b. Under Degree, select the program you are interested in transferring into.
 - c. If you selected BSc General choose a Major and Minor, otherwise just a Major.



- d. Click  at the bottom right of the window.

- 11. Under **Transcript Authorization**, you will need to click the Check Box in order to grant the U of A access to your High School transcripts and transcripts from a select few Institutions in Alberta (if applicable).
- 12. Under **Declaration**, you will need to read through the Declaration and click the Check Box “**Yes, I agree**” if you want your application to be submitted. Click  at the bottom right of the window.
- 13. You will need to pay the **\$75 fee** for your application by filling out the Application Fee Payment section. **This can only be paid by a credit card.**
- 14. You can login to BearTracks to follow the status of your application.

If you are able to register in courses through your current program, do so. If you are admitted to a new program, you will need to transfer your registration over to indicate you are accepting the offer of admission. You can either do this on BearTracks or by contacting the Student Services Office at 780-492-4758 or in CCIS 1-001.